

ARTICLE IX GOLF

The Official Special Olympics Sports Rules shall govern all Special Olympics Golf competitions. As an international Sports Program, Special Olympics has created these rules based upon The Rules of Golf as approved by the Royal and Ancient Golf Club of St. Andrews (R&A) and the United States Golf Association. These rules shall govern all competition except when in conflict with the Official Special Olympics Sports Rules. In such cases, the Official Special Olympics Sports Rules shall apply.

SECTION A OFFICIAL EVENTS

1. Level 1 Individual Skills Competition
2. Level 2 Alternate Shot Team Play Competition
3. Level 3 Unified Sports Team Play
4. Level 4 Individual Stroke Play Competition [9 hole]
5. Level 5 Individual Stroke Play Competition [18 hole]

Eligibility In order for an athlete to compete in Levels 2-5, he/she must have completed an Individual Skills Test with a total score of at least 60 points. In addition, the athlete must score ten points or more in at least four out of the six skills with one of the four scores of ten being in either the wood or iron shot. The athlete must also achieve a minimum of five points in the two skills that total less than ten.

SECTION B GENERAL RULES AND MODIFICATIONS

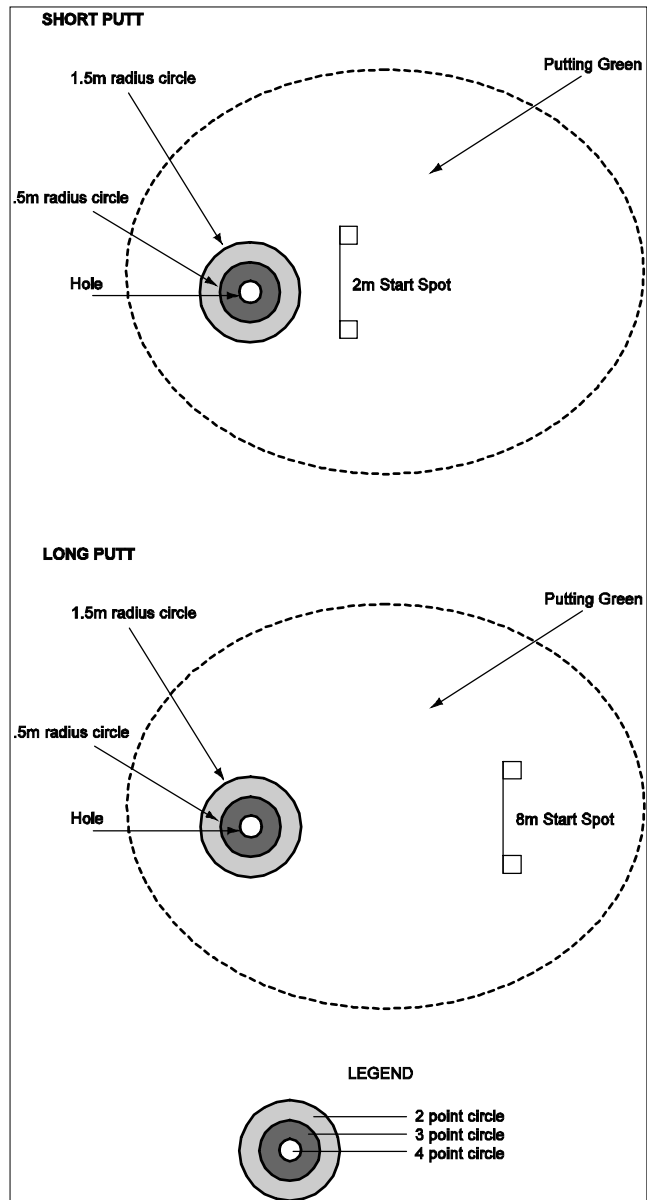
1. Hints for a successful Individual Skills competition
 - a. Safety is the first priority.
 - b. The use of different colored (or striped) golf balls may be used so multiple athletes can hit at the same target at the same time.
 - c. If you do not do this, only one athlete may hit to an area at one time for the safety of your scorekeepers.
 - d. If you use multiple hitting areas have athletes in all stations hit all five shots with the scorekeepers standing in a safe place.
 - e. After all athletes have completed their attempts, the scorekeepers would move out, score and pick up the group of balls.
 - f. One scorekeeper will be needed for each station.

2. Level I Individual Skills Competition

The purpose of the Individual Skills Competition is to allow athletes to train and compete in basic golf skills. The development of these key skills are necessary prior to advancing to Level Two. A maximum of 120 points may be scored in Level One.

- a. Short Putt
 - 1) Purpose To measure the athlete's ability to putt focusing on the short putt.
 - 2) Equipment
 - a) A regulation putting green with a properly marked (target) hole.
 - b) One putter for each athlete.
 - c) Five balls for each player.
 - d) A chalker may be used to mark the circle targets around the hole.
 - e) Pitch Mark Repairer
 - 3) Description
 - a) A target hole is selected and two circles are placed around the hole. The first circle shall have a radius of .5m and the second shall have a radius of 1.5m from the hole.
 - b) The athlete will have five attempts from a clearly marked spot, 2m from the hole.
 - c) The short putt should be set up on a green with as flat a surface as possible.
 - 4) Scoring
 - a) The athlete will have five attempts to putt the ball at the hole from a line 2m from the hole, scoring points according to where the ball comes to rest.
 - b) The athlete will score one point for making a stroke at, and striking the ball. (A swing and a miss counts as one attempt, and the athlete receives a score of zero.)
 - c) A second point is scored if the ball stops on or within the 1.5m circle.
 - d) A third point is scored if the ball stops on or within the 0.5m circle.
 - e) If the ball goes in the hole, a total of four points will be awarded for that attempt.
 - f) The short putt score shall be the sum total from the five attempts.

- b. Long Putt
 - 1) Purpose To measure the athlete s ability to putt focusing on the long putt.
 - 2) Equipment
 - a) One putter for each competing athlete.
 - b) A regulation putting green with a properly marked (target) hole.
 - c) Five balls for each hole being used.
 - d) A chalker may be used to put target circles around the hole.
 - e) Pitch Mark Repairer
 - 3) Description
 - a) A target hole is selected and two circles are placed around the hole. The first circle shall have a radius of .5m and the second shall have a radius of 1.5m from the hole.
 - b) The athlete will have five attempts from a marked spot, 8m from the hole.
 - c) The long putt should be set up on a green with as flat a surface as possible.
Note: Putting up hill is recommended.
 - 4) Scoring
 - a) The athlete will have five attempts to putt the ball at the hole from a spot 8m from the hole, scoring points according to where the ball comes to rest.
 - b) The athlete will score one point for making a stroke at, and striking the ball. (A swing and a miss counts as one attempt, and the athlete receives a score of zero.)
 - c) A second point is scored if the ball stops on or within the 1.5m circle.
 - d) A third point is scored if the ball stops on or within the .5m circle.
 - e) If the ball goes in the hole, a total of four points will be awarded for that attempt.

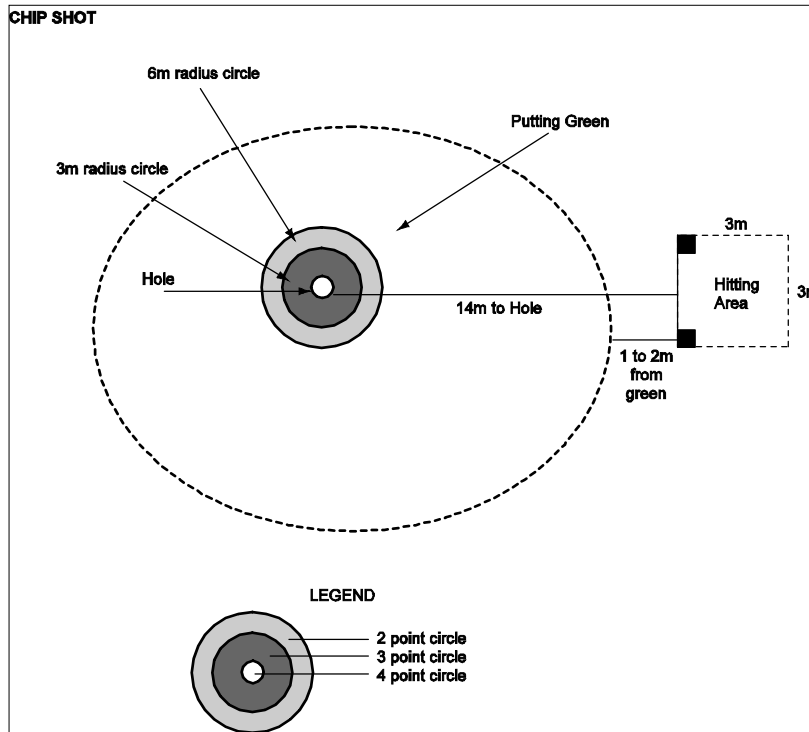


f) The long putt score shall be the sum total from the five attempts.

c. Chip Shot

- 1) Purpose To measure the athlete's ability in hitting chip shots 14m from the hole.
- 2) Equipment
 - a) An assorted number of irons for both right and left handed players.
Note: Woods and putters are not permitted for this skill.
 - b) Five balls for each hole being used.
 - c) A putting green with a clearly marked target flag and hole.
- 3) Description
 - a) A chipping area is set up which includes a 3m by 3m square hitting area 14m from the hole. The chipping area should be 2m from the edge of the green.
 - b) A 3m radius circle and a 6m radius circle will be placed around the hole.
 - c) A safely marked hitting area 3m by 3m square, chalk and marker.
 - d) The athlete is instructed to chip the ball at a designated hole getting it as close to the hole as possible.
- 4) Scoring

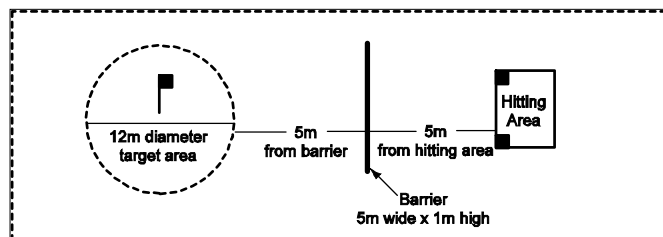
- a) The athlete will attempt five shots at the target, scoring points according to where the ball comes to rest.
 - b) Athletes will score one point for making a stroke at and striking the ball.
(A swing and a miss counts as one shot and receives a zero score for that shot.)
 - c) A second point is scored if the ball comes to rest inside the 6m circle around the hole.
 - d) A third point is scored if the ball comes to rest inside the 3m circle around the hole.
 - e) A fourth point is scored if the chip shot comes to rest in the hole.
 - f) The total score from the five attempts will be the athletes final score for the chip shot
- 5) Diagram (Chip Shot):



- d. The Pitch Shot
- 1) Purpose To measure the athlete s ability in hitting controlled pitch shots in the air in the proper direction to a defined circular target area.
 - 2) Equipment
 - a) An assorted number of pitching irons for both right and left handed players.
 - b) Five golf balls for each station being used.
 - c) A marked hitting area, paint or chalk, and marker.
 - d) Shag bags or tubes to retrieve balls at station.
 - e) A target flag and hitting mat or artificial surface.
 - f) A banner, sign, net, or barrier that measures 1m in height by 5m wide. Two support poles measuring 2m to be used to support the banner, sign, net or barrier.
 - 3) Description
 - a) A target area shall be defined as a circle with a 12m diameter.
 - b) The distance from the hitting area to the 1m high barrier shall be 5m.
 - c) The distance from the 1m high barrier to the target area shall be 5m.
 - d) The golfer shall make five attempts. The athlete is instructed to pitch the ball over the barrier at the designated target area.

Note: Skill station should be located in restricted area such as range in order to provide safest environment. If an unrestricted area is used than area should be roped off and clearly identified for volunteers, spectators, and athletes.
 - 4) Scoring

- a) The athlete will attempt five shots at the target, scoring points according to where the ball lands.
- b) Athletes will score one point for making a stroke at and striking the ball. (A swing and a miss counts as one shot and receives a zero score for that shot.)
- c) A second point is scored if the ball goes over the barrier and between the upright poles.
- d) A third point is scored if the ball lands inside the 12m circle and rolls out, or, if the ball lands outside the 12m circle and comes to rest inside the circle.



- e) A fourth point is scored if the ball lands inside the 12m circle and comes to rest inside the circle.
 - f) The pitch shot score shall be the sum total from the five attempts.
- e. **The Bunker Shot**
 This skill is considered optional. It may not be appropriate for athletes of lesser skill and for programs that do not have access to courses with bunkers. Program and World Game venues should have access to a bunker or a "modified" bunker station in order to accommodate those athletes that have been learning this skill.

All athletes and partners participating in Level 2 -5 at all levels local, state, national, world must submit a Level 2 skills score(which includes the bunker) on their registration forms, along with their handicap or "6" scores before being eligible to compete in Level 2-5. This assessment could be done at anytime in the training season as long as attested by coach or professional.

For competition, the pitching station may be modified and used as the bunker station with a bit of creativity after the completion of the first 6 skills.

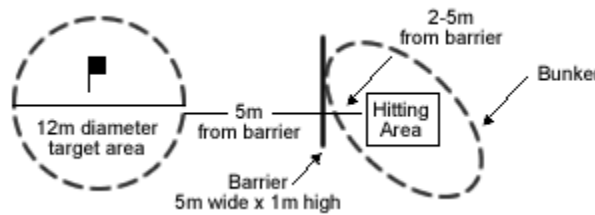
- 1) Purpose – To measure the athlete’s ability in hitting controlled shots from a bunker in the air in the proper direction to a defined circular target area.
- 2) Equipment
 - a) An assorted number of “lofted” irons (pitch, lob, sand or 9 iron) for both right and left handed players.
 - b) Five golf balls for each station being used.
 - c) A defined hitting area in a bunker or manufactured area with sand, paint or chalk, and markers.
 - d) Shag bags or tubes to retrieve balls at station.
 - e) A target flag, hitting mat or artificial surface covered with sands, paint, chalk or marker in the bunker from which to hit.
 - f) The rim of the bunker((bunker face) should be at least 1 meter high and 5 meters wide. If not, a banner, net or barrier constructed such that from the bunker hitting area a ball must clear 1m in height. Two support poles measuring 2m to be used to support the banner, sign, net or barrier. Poles should also be used to designate 5m scoring width on the bunker face.
- 3) Description
 - a) A target area shall be defined as a circle with a 12m diameter.
 - b) The distance from the hitting area in the bunker to the 1m barrier or bunker face shall be 5m.between 2 and 5 meters.
 - c) The distance from the 1m high barrier or bunker face to the target area shall be 5m.

- d) The golfer shall make five attempts. The athlete is instructed to pitch the ball out of the sand and toward the designated target area.

Note: Skill station should be located in restricted area such as range in order to provide safest environment. If an unrestricted area is used than area should be roped off and clearly identified for volunteers, spectators, and athletes.

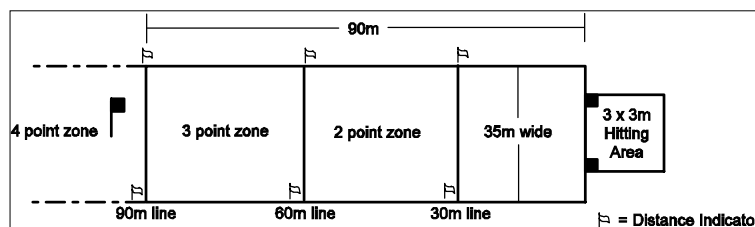
4) Scoring

- The athlete will attempt five shots at the target, scoring points according to where the ball lands.
- Athletes will score one point for making a stroke at and striking the ball. (A swing and a miss, or “grounding” the club counts as one shot and receives a zero score for that shot.)
- A second point is scored if the ball goes over the barrier or bunker face and between the upright poles.
- A third point is scored if the ball lands inside the 12m circle and rolls out, or, if the ball lands outside the 12m circle and comes to rest inside the circle.
- A fourth point is scored if the ball lands inside the 12m circle and comes to rest inside the circle.
- The bunker shot score shall be the sum total from the five attempts.



f. Iron Shot

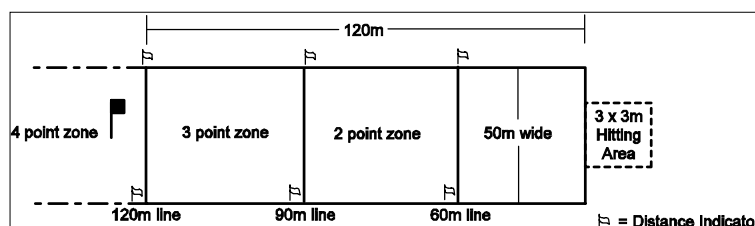
- Purpose** To the athlete s ability to hit an iron shot for distance within a set hitting area.
- Equipment**
 - An assorted number of irons for right and left handed players.
 - An appropriate number of golf balls based on the number of competitors. It is recommended that five balls per athlete be available to eliminate having to retrieve balls.
 - Marking paint or chalk, and marker to mark hitting area and boundary lines. (1/2 cord or rope can be substituted for marking boundary lines and making them more visible.)
 - Hitting mat or carpet, tees, helmets, a safety zone for scorekeepers to stand in and shag bags or tubes to retrieve balls (if necessary).
 - A target flag and eight cones or other visible marker to identify distance locations.
- Description** The athlete may choose to hit the ball off a tee, a mat, or the ground. The athlete is instructed to hit the ball from the teeing area toward a designated flag in the hitting area trying to keep the ball within the boundary markers and achieving a distance of more than 90m.
- Scoring**
 - The athlete will attempt five shots at the target, scoring points according to where the ball comes to rest.
 - Athletes will score one point for making a stroke at and striking the ball. (A swing and a miss counts a one attempt and the athletes receives a score of zero for that shot.)
 - Two points are scored for a ball that comes to rest between the 30m and 60m lines within the 35m wide boundary lines.
 - Three points are scored for a ball that comes to rest between the 60m and 90m lines within the 35m wide boundary lines.



- e) Four points are scored for a ball that comes to rest beyond the 90m line with the 35 meters wide boundary lines.
- f) The athlete's score for the iron shot shall be the sum total of the five attempts.

g. Wood Shot

- 1) Purpose To measure the athlete's ability to hit a wood shot for distance within a set hitting area.
- 2) Equipment
 - a) An assorted number of woods for right and left handed players.
 - b) An appropriate number of golf balls based on the number of competitors. It is recommended that five balls per player be available to eliminate having to retrieve balls.
 - c) Marking paint or chalk, and marker to mark hitting area and boundary lines. (A 1/2 cord or rope can be substituted for marking boundary lines and making them more visible.)
 - d) Hitting mat or carpet, tees, helmets, a safety zone for scorekeepers to stand in and shag bags or tubes to retrieve balls (if necessary).
 - e) A target flag and eight cones or other visible marker to identify distance locations.
- 3) Description The athlete may choose to hit the ball off a tee, a mat, or the ground. The athlete is instructed to hit the ball from the teeing area toward a designated flag in the hitting area trying to keep the ball within the boundary markers and achieving a distance of more than 90m.
- 4) Scoring
 - a) The athlete will attempt five shots at the target, scoring points according to where the ball comes to rest.
 - b) Athletes will score one point for making a stroke at and striking the ball (a swing and a miss counts a one attempt, and the athletes receives a score of zero for that shot.)
 - c) Two points are scored for a ball that comes to rest between the 60m and 90m lines with the 50m wide boundary lines.
 - d) Three points are scored for a ball that comes to rest between the 90m and 120m lines with the 50m wide boundary lines.



- e) Four points are scored for a ball that comes to rest beyond the 120m line with the 50 meters wide boundary lines.
- f) The athlete's score for the iron shot shall be the sum total of the five attempts.

3. Level 2 Alternate Shot Team Play

[Formerly, Partners Team Competition]

- a. Definition of a Team: A team shall consist of one golfer with mental retardation and one golfer without mental retardation.
- b. Purpose for this Level of Play
 - 1) This level is designed to give the Special Olympics golfer an opportunity for transition from skill to individual play and progress under the guidance of partner whose ability and knowledge of golf is more advanced than that of the Special Olympics athlete. As a result,

- this level does not function in the traditional Unified Sports model where teammates are expected to be of similar ability.
- 2) The partner serves as a coach and mentor, so that the Special Olympics golfer becomes self sufficient on the golf course.
 - 3) The golfers must be able to walk during the entire nine-hole round.
- c. Form of Play
- 1) The form of play will be Foursome Rule 29 under the Rules of Golf (Alternate Shot) The players play alternately from the teeing grounds and then alternate strokes until the ball is holed.
Example: If player A plays from the tee on the odd numbered holes, then player B would play from the tee on the even numbered holes. Only one ball is in play on a hole.
- d. Scoring
- 1) Once the ball is in play on each hole, the players shall alternate turns hitting the ball until the ball is holed, or until 10 strokes have been played. Note: a swing and miss counts as a stroke.
 - 2) If a 10th stroke is played without holing the shot, the team shall record a score of 10x and proceed to the next hole.
 - 3) Scoring marking of cards Athletes should be taught to keep score and, whenever possible in competition, serve as a marker for a fellow competitor. The tournament committee may also appoint a volunteer, caddie, or partner to serve as a marker. Both competitors on the team will be responsible for verifying the team score and signing their scorecard.
- e. Ties
- 1) First place ties shall be decided in the following manner:
 - a) Of the teams tied for first place, the team with the fewest number of 10x scores shall be declared the winner.
 - b) If a playoff is not feasible, the matching of scorecards is recommended. There are many options for matching cards, which can be found in the USGA and R & A Rules of Golf under Appendix I Part C: Conditions of Competition-How to Decide Ties. Please note that the tie breaking method must be stated in the Conditions of Competition, prior to the start of the tournament.
 - 2) All other ties shall remain as ties and both teams should be presented with the same award.
- f. Stipulated Round
- 1) A stipulated round shall be nine-holes.
 - 2) At the discretion of the Tournament Committee, a championship may be contested over one, two, three, or four rounds.
- g. Tournament Venue Selection
- 1) The selection of the golf course shall be at the discretion of the Tournament Committee.
 - 2) The committee should consider the degree of difficulty and its impact on the conduct of the tournament.
- h. Golf Course Set Up
- 1) The golf course shall be set up at the discretion of the Tournament Committee. They are encouraged to provide alternate teeing ground locations on each hole for the Special Olympics players using the following guidelines:
 - a) Avoid any shots that require the golfer to carry a distance of greater than 47m (50 yards) over hazards or other obstacles, anywhere on the golf course.
 - b) Create holes that do not exceed following measurements:
 - Par 3140m (150 yards)
 - Par 4326m (350 yards)
 - Par 5419m (475 yards)
 - 2) Tournament Committee should define teeing grounds for female players.
- i. Registration and Divisioning
- 1) Each team shall register by submitting the most recent six scores under this format.
 - 2) The scores must be accompanied by the par for the course for each score.
 - 3) All scores must be verified by signature of the Golf Professional, Club Secretary, or Golf Association Director.
 - 4) If a classification round cannot be played, the Tournament Committee may use these scores to establish divisions for tournament play.

- 5) In cases that allow for classification rounds, the Tournament Committee shall have the discretion of finalizing divisions based on information available to them.
- j. Equipment
 - 1) Each player is responsible for providing their own equipment including:
 - a) A set of clubs (A set of clubs shall include at least, one wood, one iron, and one putter.)
 - b) A golf bag
 - c) Golf balls
 - d) Pitch Mark Repairer
 - k. The decision to offer the use of power carts will be left to the discretion of the specific Tournament Committee. At any international event, athletes will be expected to walk. A case may be considered for using a power cart during World Games competition upon presentation of a medical certificate to the World Games Committee.
4. Level 3 Golf Unified Sports Team Play
 - a. Definition of a Team: A team shall include one Special Olympics athlete and a peer athlete without mental retardation (partner).
 - b. Purpose for this Level of Play
 - 1) This level is designed to give the Special Olympics athlete an opportunity to play in a team format with a partner in the traditional Unified Sports model where the teammates are of similar ability.
 - 2) This level of play is designed for an alternative type of competition for the player capable of playing at level four.
 - 3) The players should be capable of playing independently and must be able to walk during the entire 18 hole round.
 - c. Form of Play
 - 1) Three forms of play can be used at the discretion of the Tournament Committee. If the tournament is conducted over three rounds, it is recommended that each form of play be included in the tournament.
 - a) Form 1
 - i. Foursomes Rule 29 of the Rules of Golf (Alternate Shot)
 - ii. The players play alternately from the teeing grounds and then alternate strokes until the ball is holed.
Example: If player A plays from the tee on the odd numbered holes, then player B would play from the tee on the even numbered holes. Only one ball is in play on a hole.
 - b) Form 2
 - i. Four Ball Stroke Play Rule 31 of the Rules of Golf
 - ii. Each player plays his/her own ball, and the better score of the two is the score for the hole.
Example: Player A scores a five, and Player B scores a six. The team score for the hole is five.
 - c) Form 3
 - i. Two Person Aggregate Each player plays his/her own ball and the aggregate score of the two balls will be the score for the hole.
Example: Player A scores a five, and Player B scores a six. The team score for the hole is 11.
 - d. Scoring
 - 1) Form 1
 - a) Once the ball is in play on each hole, the players shall alternate turns hitting the ball until the ball is holed or until 10 strokes have been played.
 - b) If a tenth stroke is played without holing the shot, the team shall record a score of 10x and proceed to the next hole.
 - 2) Form 2 and Form 3
 - a) If a tenth stroke is played without holing the shot, the player shall record a score of 10x and proceed to the next hole.
 - b) Only the player who reaches 10x stops playing the hole. The teammate should continue until he/she either holes out or reaches 10 without holing the shot.

- c) Scoring marking of cards Athletes should be taught to keep score and, whenever possible in competition, serve as a marker for a fellow competitor. The tournament committee may also appoint a volunteer, caddie, or partner to serve as a marker. Both competitors on the team will be responsible for verifying the team score and signing their scorecard.
- e. Ties
 - 1) First place ties shall be decided in the following manner:
 - a) Of the teams tied for first place, the team with the fewest number of 10x shall be declared the winner.
 - b) If a playoff is not feasible, the matching of scorecards is recommended. There are many options for matching cards, which can be found in the USGA and R & A Rules of Golf under Appendix I Part C: Conditions of Competition-How to Decide Ties. Please note that the tie breaking method must be stated in the Conditions of Competition, prior to the start of the tournament.
 - 2) All other ties shall remain as ties, and both teams should be presented with the same award.
- f. Stipulated Round
 - 1) A stipulated round shall be 18 holes.
 - 2) At the discretion of the Tournament Committee a championship may be contested over one, two, three, or four rounds.
 - 3) For Team Aggregate tournament play the Tournament Committee may use its discretion and define a stipulated round as nine holes.
- g. Tournament Venue Selection
 - 1) The selection of the golf course shall be at the discretion of the Tournament Committee.
 - 2) The committee should consider the degree of difficulty and its impact on the conduct of the tournament.
- h. Golf Course Set Up
 - 1) The set up of the golf course shall be at the discretion of the Tournament Committee. They are encouraged to provide appropriate teeing ground locations, using existing tee locations where possible to challenge these players on the course as it was designed to be played, with some consideration for the following:
 - a) Avoid carry of greater than 140m (150 yards) over hazards or other obstacles.
 - b) Where possible use existing tee locations with these recommended maximum distances:
 - Par 3165m (175 yards)
 - Par 4372m (400 yards)
 - Par 5490m (525 yards)
 - 2) Tournament Committee should define distinct teeing grounds for female players.
- i. Registration and Divisioning
 - 1) Each player s handicap shall not exceed 35.
 - 2) The difference between team member handicaps should not exceed 10.
 - 3) In cases where a team registers and the difference in handicaps is greater than 10, the team shall be divisioned according to a standard differential of 10 applied to the lower of the two handicaps.
 Example: Player A has a handicap of 10 and Player B has a handicap of 35. For the purpose of the divisioning the Tournament Committee should apply the 10 stroke differential and consider player B to have a handicap of 20.
 - 4) These handicaps are used for the divisioning process only and are not applied to the scoring process in tournament play.
 - 5) Each player shall register by submitting a verified Handicap or their most recent six scores over 18 holes.
 - a) The scores must be accompanied by the par for the course for each score.
 - b) All scores must be verified by signature of the golf professional, Club Secretary, or Golf Association Director.
 - 6) If a classification round cannot be played the Tournament Committee may use these scores to establish divisions for tournament play.

- 7) In cases that allow for classification rounds, the Tournament Committee shall have the discretion of finalizing divisions based on information available to them.
- j. Equipment
 - 1) Each player is responsible for providing their own equipment including:
 - a) A set of clubs (A set of clubs shall include at least, one wood, one iron, and one putter.)
 - b) A golf bag
 - c) Golf balls
 - d) Pitch Mark Repairer
5. Level 4 Golf Individual Stroke Play Competition
 - a. Purpose for this Level of Play
 - 1) This level is designed to meet the needs of those Special Olympics golfers who wish to play individually in a tournament where the stipulated round is nine-holes.
 - 2) The player should be capable of playing independently and must be able to walk during the entire nine-hole round.
 - b. Form of Play
 - 1) The form of play shall be stroke play competition.
 - c. Scoring
 - 1) If a tenth stroke is played without holing the shot, the player shall record a score of 10x and proceed to the next hole.
 - 2) Scoring marking of cards Athletes should be taught to keep score and, whenever possible in competition, serve as a marker for a fellow competitor. The tournament committee may also appoint a volunteer or caddie to serve as a marker. The competitor will be responsible for verifying their own score and signing their scorecard.
 - d. Ties
 - 1) First place ties shall be decided in the following manner:
 - a) Of the players tied for first place, the player with the fewest number of 10x scores shall be declared the winner.
 - b) If a playoff is not feasible, the matching of scorecards is recommended. There are many options for matching cards, which can be found in the USGA and R & A Rules of Golf under Appendix I Part C: Conditions of Competition How to Decide Ties. Please note that the tie breaking method must be stated in the Conditions of Competition, prior to the start of the tournament.
 - 2) All other ties shall remain as ties and all players should be presented with the same award.
 - e. Stipulated Round
 - 1) A stipulated round shall be nine holes.
 - 2) At the discretion of the Tournament Committee, a championship may be contested over one, two, three, or four rounds.
 - f. Tournament Venue Selection
 - 1) The selection of the golf course shall be at the discretion of the Tournament Committee.
 - 2) The committee should consider the degree of difficulty and its impact on the conduct of the tournament.
 - g. Golf Course Set Up
 - 1) The golf course shall be set up at the discretion of the Tournament Committee. They are encouraged to provide appropriate teeing ground locations on each hole for the Special Olympics players using the following guidelines:
 - a) Avoid any shots that require the golfer to carry a distance of greater than 47m (50 yards) over hazards or other obstacles, anywhere on the golf course.
 - b) Create holes that do not exceed following measurements:
 - Par 3140m (150 yards)
 - Par 4326m (350 yards)
 - Par 5419m (475 yards)
 - 2) Tournament Committee should define teeing grounds for female players.
 - h. Registration and Divisioning

- 1) Each player shall register by submitting a verified Handicap or the most recent six scores over nine holes.
 - 2) The scores must be accompanied by the par for the course for each score.
 - 3) All scores must be verified by signature of the golf professional, club secretary, or golf Association Director.
 - 4) If a classification round cannot be played, the Tournament Committee may use these scores to establish Divisions for tournament play.
 - 5) In cases that allow for classification rounds, the Tournament Committee shall have the discretion of finalizing divisions based on information available to them.
- i. Equipment
 - 1) Each player is responsible for providing their own equipment including:
 - a) A set of clubs (A set of clubs shall include at least, one wood, one iron, and one putter.)
 - b) A golf bag
 - c) Golf balls
 - d) Pitch Mark Repairer
 - j. The decision to offer the use of power carts will be left to the discretion of the specific Tournament Committee. At any international event, athletes will be expected to walk. A case may be considered for using a power cart during World Games competition upon presentation of a medical certificate to the World Games Committee.
6. Level 5 Golf Individual Play
 - a. Purpose for this Level of Play
 - 1) This level is designed to meet the needs of those Special Olympics golfers who wish to play individually in a tournament where the stipulated round is 18 holes.
 - 2) This level will challenge the golfer on a golf course with few if any modifications.
 - 3) The player should be capable of playing independently and must be able to walk during the entire 18 hole round.
 - b. Form of Play
 - 1) The form of play shall be stroke play competition.
 - c. Scoring
 - 1) If a tenth stroke is played without holing the shot, the player shall record a score of 10x and proceed to the next hole.
 - 2) Scoring marking of cards Athletes should be taught to keep score and, whenever possible in competition, serve as a marker for a fellow competitor. The tournament committee may also appoint a volunteer or caddie to serve as a marker. The competitor will be responsible for verifying their own score and signing their scorecard.
 - d. Ties
 - 1) First place ties shall be decided in the following manner:
 - a) Of the players tied for first place, the player with the fewest number of 10x scores shall be declared the winner.
 - b) If a playoff is not feasible, the matching of scorecards is recommended. There are many options for matching cards, which can be found in the USGA and R & A Rules of Golf under Appendix I Part C: Conditions of Competition-How to Decide Ties. Please note that the tie breaking method must be stated in the Conditions of Competition, prior to the start of the tournament.
 - 2) All other ties shall remain as ties, and all players should be presented with the same award.
 - e. Stipulated Round
 - 1) A stipulated round shall be 18 holes.
 - 2) At the discretion of the tournament committee, a championship may be contested over one, two, three, or four rounds.
 - f. Tournament Venue Selection
 - 1) The selection of the golf course shall be at the discretion of the Tournament Committee.
 - 2) The committee should consider the degree of difficulty and its impact on the conduct of the tournament.
 - g. Golf Course Set Up

- 1) The golf course shall be set up at the discretion of the Tournament Committee. They are encouraged to provide appropriate teeing ground locations, using existing tee locations where possible, to challenge these players on the course as it was designed to be played, with some consideration for the following:
 - a) Avoid carry of greater than 140m (150 yards) over hazards or other obstacles.
 - b) Holes can be played from existing tee locations that do not exceed following measurements:
 - Par 3165m (175 yards)
 - Par 4372m (400 yards)
 - Par 5490m (525 yards)
 - 2) Tournament Committee should define teeing grounds for female players.
- h. Registration and Divisioning
- 1) Each player shall register by submitting a verified handicap or the most recent six cores over 18 holes.
 - 2) The scores must be accompanied by the par for the course for each score.
 - 3) All scores must be verified by signature of the golf professional, club secretary, or Golf Association Director.
 - 4) If a classification round cannot be played, the Tournament Committee may use these scores to establish divisions for tournament play.
 - 5) In cases that allow for classification rounds, the Tournament Committee shall have the discretion for finalizing divisions based on information available to them.
- i. Equipment
- 1) Each player is responsible for providing their own equipment including:
 - a) A set of clubs (A set of clubs shall include at least, one wood, one iron, and one putter.)
 - b) A golf bag
 - c) Golf balls
 - d) Pitch Mark Repairer
- j. The decision to offer the use of power carts will be left to the discretion of the specific Tournament Committee. At any international event, athletes will be expected to walk. A case may be considered for using a power cart during World Games competition upon presentation of a medical certificate to the World Games Committee.

This document was created with Win2PDF available at <http://www.daneprairie.com>.
The unregistered version of Win2PDF is for evaluation or non-commercial use only.